

HALLOWEEN

Practice Assignment Sheets for your music studio

Preparation

1. Download and save as a PDF file.
2. Print PDF in Actual size for the best result.

What included:

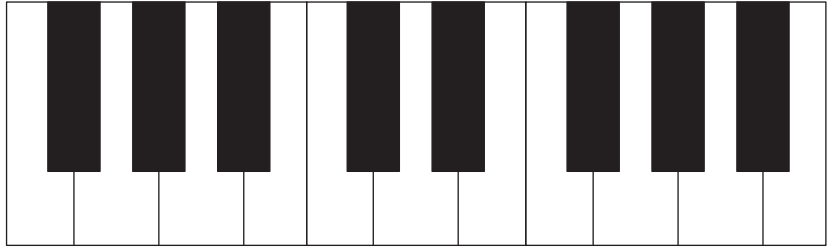
The PDF contains 8 different layouts of assignment sheets, two pages of each for convenient printing. You can choose suitable for each student, depends on the level and student's needs.

Graphics
by WinchesterLambourne
<https://www.etsy.com/ca/people/WinchesterLambourne>
and
MyClipArtStore
<https://www.etsy.com/ca/shop/MyClipArtStore>

The digital content within this document is intended for use by the teachers of the private music studios. Resale of the digital content or any of its parts is not permitted. The written consent of the copyright owner is required for the reproduction and/or publishing of the content.

Lesson #

Date



PRACTICE PLANNER

MON

TUE

WED

THU

FRI

SAT

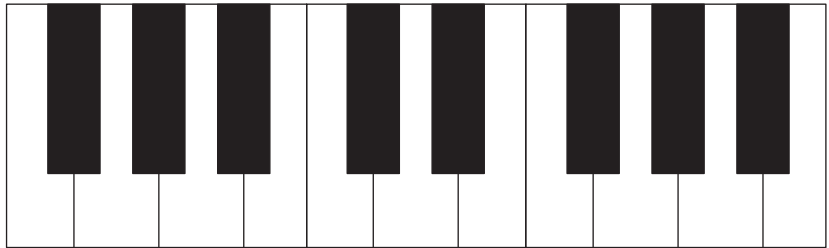
SUN





Lesson #

Date



PRACTICE PLANNER

MON

TUE

WED

THU

FRI

SAT

SUN







Lesson # _____

Date _____

PRACTICE PLANNER

MON

TUE

WED

THU

FRI

SAT

SUN



Technique/Warm-Up

Theory

Lesson Book



Lesson # _____

Date _____

PRACTICE PLANNER

MON

TUE

WED

THU

FRI

SAT

SUN



Technique/Warm-Up

Theory

Five horizontal dashed lines for writing practice under Technique/Warm-Up.

Five horizontal dashed lines for writing practice under Theory.

Lesson Book

Multiple horizontal dashed lines for writing practice under Lesson Book.

Lesson # _____

Date _____

PRACTICE PLANNER

MON

TUE

WED

THU

FRI

SAT

SUN



Technique/Warm-Up

Theory/Sight Reading

Repertoire

Lesson # _____

Date _____

PRACTICE PLANNER

MON

TUE

WED

THU

FRI

SAT

SUN



Technique/Warm-Up

Theory/Sight Reading

Repertoire

Lesson # _____

Date _____

PRACTICE CHART

MON

TUE

WED

THU

FRI

SAT

SUN



Page(s)	Exercise/Repertoire	L-Learn P-Practice M-Memorize



Theory

Lesson # _____

Date _____

PRACTICE CHART

MON

TUE

WED

THU

FRI

SAT

SUN



Page(s)	Exercise/Repertoire	L-Learn P-Practice M-Memorize



Theory

Lesson # _____

Date _____



PRACTICE CHART

Handwriting practice area with ten sets of horizontal dashed lines.

Lesson # _____

Date _____



PRACTICE CHART

Handwriting practice area with ten sets of horizontal dashed lines.

Lesson # _____

Date _____



PRACTICE CHART

Handwriting practice lines consisting of a solid top line, a dashed middle line, and a solid bottom line. There are 10 such sets of lines.

Lesson # _____

Date _____

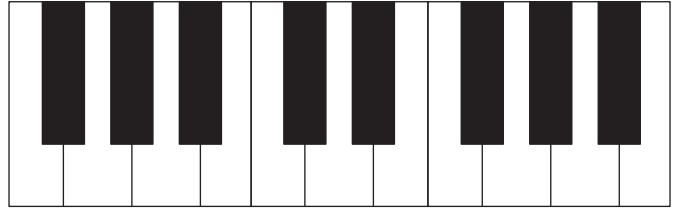


PRACTICE CHART

Handwriting practice lines consisting of a solid top line, a dashed middle line, and a solid bottom line. There are 10 such sets of lines.

Lesson # _____

Date _____



PRACTICE CHART

MON

TUE

WED

THU

FRI

SAT

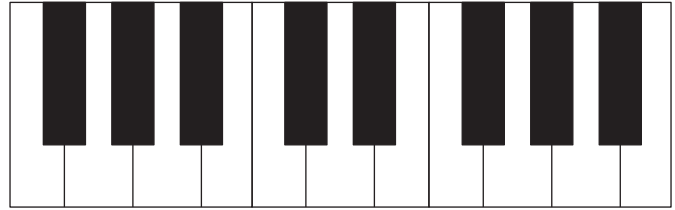
SUN



Warm-Up	Repertoire
Theory	

Lesson # _____

Date _____



PRACTICE CHART

MON

TUE

WED

THU

FRI

SAT

SUN



Warm-Up	Repertoire
Theory	

Lesson # _____

Date _____

PRACTICE CHART

MON

TUE

WED

THU

FRI

SAT

SUN



Technique
Warm-Up

Lesson
Book

Theory

Lesson # _____

Date _____

PRACTICE CHART

MON

TUE

WED

THU

FRI

SAT

SUN



Technique
Warm-Up

Five sets of horizontal dashed lines for writing practice, corresponding to the 'Technique Warm-Up' section.

Lesson
Book

A large grey rectangular area containing ten sets of horizontal dashed lines for writing practice, corresponding to the 'Lesson Book' section.

Theory

Three sets of horizontal dashed lines for writing practice, corresponding to the 'Theory' section.

Lesson # _____

Date _____

PRACTICE CHART

MON

TUE

WED

THU

FRI

SAT

SUN



Technique
Warm-Up

Repertoire

SR/Theory

Lesson # _____

Date _____

PRACTICE CHART

MON

TUE

WED

THU

FRI

SAT

SUN



Technique
Warm-Up

Dashed lines for Technique Warm-Up

Repertoire

Dashed lines for Repertoire

SR/Theory

Dashed lines for SR/Theory